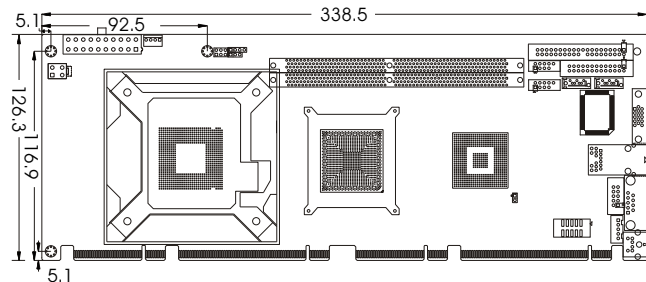


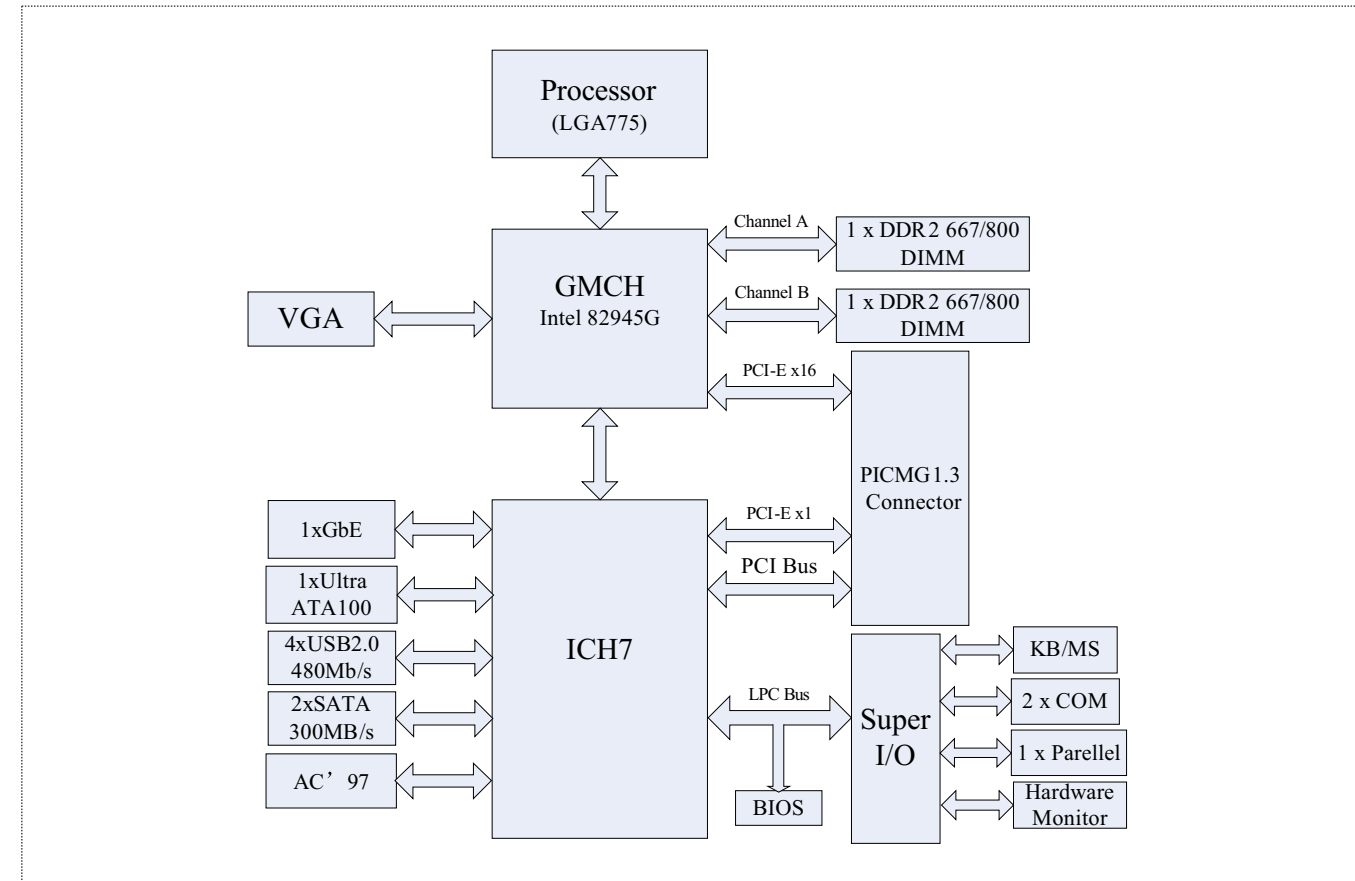


FSC-1719VNA

Full-Size PICMG1.3 LGA775 CPU Card with VGA/LAN/Audio



Board Diagram



1

Full-Size/Half-Size Slot CPU Cards

2

SBC/Motherboard Modules

3

Embedded Box PC

4

Network Application Computers

5

Industrial PC

6

HMI

7

EVOC Rugged Series

8

MCC Series

9

Chassis

10

Data Acquisition Boards & Modules

11

Accessories

1

Full-Size/Half-Size Slot CPU Cards

2

SBC/Motherboard Modules

3

Embedded Box PC

4

Network Application Computers

5

Industrial PC

6

HMI

7

EVOC Rugged Series

8

MCC Series

9

Chassis

10


Data Acquisition Boards & Modules

11

Accessories

Features

- PICMG1.3 specification compliant
- Supports 533/800/1066MHz FSB Pentium® D and Celeron® D in LGA775
- Supports 2 x 240-pin DIMM, up to 2GB of DDR2 533/667/800 memory
- Onboard 1 x Intel® 10/100M/1000Mbps Ethernet controller
- Supports 4 x USB2.0, 2 x COM, 2 x SATA, 1 x LPT, 1 x PS/2



Specifications

System	
Processor	Supports 533/800/1066MHz FSB Pentium® D and Celeron® D processor in the 775-pin package, available from 2.66 GHz to 3.73GHz
Chipset	Intel® 945G + ICH7
Memory	Supports 2 x 240-pin DIMM, up to 2GB of DDR2 533/667/800 dual-channel memory
Hardware Monitor	Monitors system status, voltage, temperature and fan speed
Watchdog Timer	1~255 sec./min. timer system reset or interrupt, setup by software
Expansion Interface	PICMG1.3 SHB Express
Storage	
IDE	1 x Ultra ATA33/66/100 interface
Serial ATA	2 x Serial ATA 300MB/s interface
Floppy	N/A
CF	N/A
DOC/DOM	N/A
I/O Interface	
USB	4 x USB2.0 Port, available interfaces of 9-pin header onboard
Serial Port	2 x RS-232, available interfaces of 1 x DB9 and 1 x 10-pin header onboard
Parallel Port	1 x LPT
IrDA	N/A
GPIO	N/A
Audio	Onboard Realtek ALC655, supporting AC'97, available interfaces of Speaker-out, Line-in and Mic-in
Keyboard/Mouse	1 x PS/2

Display	
Chipset	Intel® 945G integrated graphics controller
Memory	256MB shared memory
Resolution	VGA mode up to 2048 x 1536@75Hz
Dual Display	N/A
Ethernet	
Chipset	1 x Intel® 82573E
Speed	10/100M/1000Mbps
Connector	1 x RJ 45
Mechanical and Environmental	
Dimensions	338mm x 126mm
Operating Temperature	0°C~60°C (optional -25°C~75°C)
Storage Temperature	N/A
Operating Humidity	5%-90%, non-condensing
Power	
Power Supply	Supports ATX power supply
Power consumption	Typical 88W(Intel® Pentium® D 915 2.8G/L2:4M/800MHZ, 2 x 1G DDR2 667 memory)
Operating System	
Windows OS	Windows 98SE/ Windows 2000/ Windows XP
Embedded OS	Linux/XP Embedded

Available Accessories

Part Number	Name	Description	Qty.
2340-002051	Cooler/RoHS	Fan (4-line) + Heat sink + Backplate LGA775/4U	1
2360-002571	Dual USB ports with bracket/B4/RoHS	Two USB ports to one 2x5 Pin, length: 210mm/RoHS	1
2360-005031	Y-cable for keyboard and mouse/RoHS	One mini-DIN port to two PS/2 ports, length: 250mm/RoHS	1
2360-008331	HDD flat cable/RoHS	DMA66/HDD/CABLE/40P/80-line/length: 450mm	1
2360-009931	Serial port with bracket cable/RoHS	DB9 connector to 2x5 Pin, length: 265mm/RoHS	1
2360-010161	Parallel port cable with bracket/RoHS	DB25 connector to 2x13 Pin, length: 265mm/RoHS	1
2360-011141	Audio cable with bracket/RoHS	Three audio connectors with bracket to 2x5 Pin, length: 300mm	1
2360-017961	SATAHDD cable/RoHS	SATA7 Pin to SATA7 Pin with elbow connector, length: 550mm/RoHS	1
N/A	Setup Guide/RoHS	AMI/BIOS Setup Guide (for CORE8)	1
N/A	User's Manual/RoHS	FSC-1719VNA	1
N/A	Driver CD/Protective film/RoHS	FSC-1719VNA	1

Related Product

Item	Typical Recommendation	
Intel® Pentium® Series CPU	E6300, E4300, E2140, E1400, CeleronD 430, Pentium D 915, Pentium 4 631/524	
4U Chassis + Backplane	4U Chassis	IPC-810B, IPC-8421, IPC-2402, IPC-2403, IPC-2404, SPC-0401
	Backplane	PCI-6110E5
Power Supply	ATX 270W/350W/400W/500W Power Supply (optional)	

Ordering Information

Part Number	Model Number	Description
0030-000291	FSC-1719VNA	Motherboard/RoHS
0030-000290	FSC-1719VNA	Motherboard
0030-005801	FSC-1719VNA/1GB	Motherboard/RoHS
0030-005800	FSC-1719VNA/1GB	Motherboard